

For Non-Health Hazard Applications

Water Specialties Company

WATTS® REGULATOR

LEAD FREE*

Series 757, 757N Double Check Valve Assemblies

Sizes: 2½" – 10" (65 to 250mm)

Series 757, 757N Double Check Valve Assemblies are used to prevent backflow of non-health hazard pollutants that are objectionable but not toxic, from entering the potable water supply system. Series 757, 757N may be installed under continuous pressure service and may be subjected to backpressure and backsiphonage. Series 757, 757N consists of two independently operating check valves, two shutoff valves, and four test cocks.

Features

- Extremely compact design
- 70% Lighter than traditional designs
- 304 (Schedule 40) Stainless steel housing & sleeve
- Groove fittings allow integral pipeline adjustment
- Patented tri-link check provides lowest pressure loss
- Unmatched ease of serviceability
- Available with grooved butterfly valve shutoffs
- Available for horizontal, vertical or N pattern installations
- Replaceable check disc rubber
- Sizes 2½", 3" and 4" (65, 80 and 100mm) available with quarter-turn ball valve shutoffs


Specifications

The Double Check Valve Assembly shall consist of two independent tri-link check modules within a single housing, sleeve access port, four test cocks and two drip tight shut-off valves. Tri-link checks shall be removable and serviceable, without the use of special tools. The housing shall be constructed of 304 Schedule 40 stainless steel pipe with groove end connections. Tri-link checks shall have reversible elastomer discs and in operation shall produce drip tight closure against reverse flow caused by backpressure or backsiphonage. Assembly shall be a Watts Regulator Company Series 757, 757N.

*The wetted surface of this product contacted by consumable water contains less than one quarter of one percent (0.25%) of lead by weight.



757OSY



757NBFG



757OSY
(Vertical)

Available Models

Suffix:

- NRS – non-rising stem resilient seated gate valves
- OSY – UL/FM outside stem and yoke, resilient seated gate valves
- BFG – UL/FM grooved gear operated butterfly valves with tamper switch
- QT – 2½", 3" and 4" (65, 80 and 100mm) quarter-turn ball valves

**OSY FxG – Flanged inlet gate connection and grooved outlet gate connection

**OSY GxG – Grooved inlet gate connection and flanged outlet gate connection

**OSY GxG – Grooved inlet gate connection and grooved outlet gate connection

Available with grooved NRS gate valves - consult factory**

Post indicator plate and operating nut available - consult factory**

**Consult factory for dimensions

Materials

Housing & Sleeve: 304 (Schedule 40) Stainless Steel

Elastomers: EPDM, Silicone and Buna-N

Tri-link Checks: Noryl®, Stainless Steel

Check Discs: Reversible Silicone or EPDM

Test Cocks: Bronze Body Nickel Plated

Pins & Fasteners: 300 Series Stainless Steel

Springs: Stainless Steel

Pressure – Temperature

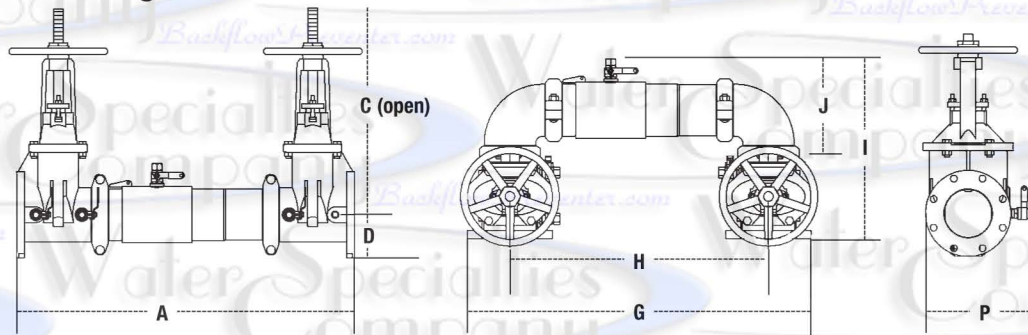
Temperature Range: 33°F – 140°F (0.5°C – 60°C)

Maximum Working Pressure: 175psi (12.1 bar)

Approvals

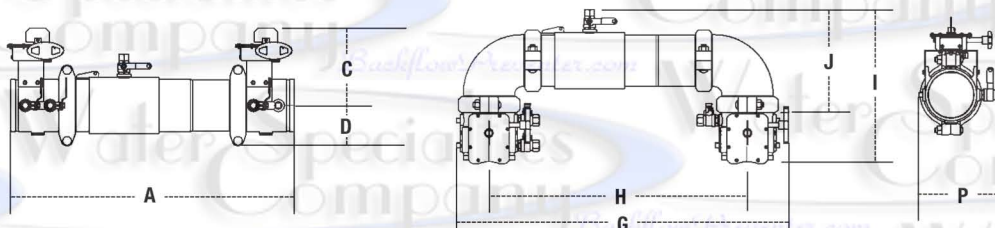


Dimensions – Weight



757, 757N

SIZE (DN)				DIMENSIONS										WEIGHT													
		A		C (OSY)		C (NRS)		D		G		H		I		J		P		757NRS	757OSY	757N NRS	757N OSY				
in.	mm	in.	mm	in.	mm	in.	mm	in.	mm	in.	mm	in.	mm	in.	mm	in.	mm	in.	mm	lbs.	kgs.	lbs.	kgs.	lbs.	kgs.	lbs.	kgs.
2½	65	30½	775	16¾	416	9¾	238	3½	89	29⅞	738	21½	546	15½	393	8⅞	223	9¾	234	115	52	125	57	123	56	133	60
3	80	31¾	797	18¾	479	10¼	260	3⅞	94	30¼	768	22¼	565	17¾	435	9⅞	233	10½	267	131	59	145	66	144	65	158	72
4	100	33½	851	22¾	578	12¾	310	4	102	33	838	23½	597	18½	470	9⅞	252	11¾	284	161	73	161	73	184	83	184	83
6	150	44	1118	30¾	765	16	406	5½	140	44¾	1137	33¾	857	23⅞	589	13⅞	332	15	381	273	124	295	134	314	142	336	152
8	200	50	1270	37¾	959	19⅝	506	6⅞	170	54⅞	1375	40⅞	1032	27⅞	697	15⅞	399	17⅞	437	438	199	480	218	513	233	555	252
10	250	56½	1435	45¾	1162	23⅞	605	8⅞	208	66	1676	50	1270	32½	826	17⅞	440	20	508	721	327	781	354	891	404	951	431

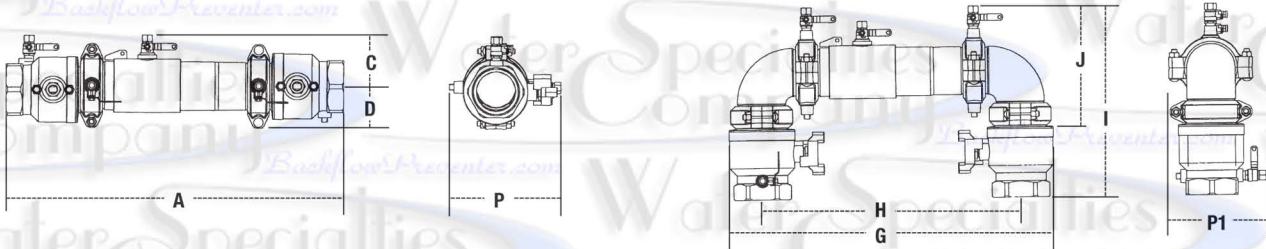


757BFG, 757NBFG

SIZE (DN)		DIMENSIONS				WEIGHT															
		A		C		D		G		H		I		J		P		757BFG		757N BFG	
in.	mm	in.	mm	in.	mm	in.	mm	in.	mm	in.	mm	in.	mm	in.	mm	in.	mm	lbs.	kgs.	lbs.	kgs.
2½	65	27½	698	8	203	3½	89	29⅞	759	21½	546	14½⅙	379	8⅜⅙	223	9	229	56	25	64	29
3	80	28	711	8⅝⅙	211	3⅞⅙	94	30⅞⅙	779	22¼	565	15⅜⅙	392	9⅝⅙	233	9½	241	54	24	67	30
4	100	28¾	730	8⅞⅙	227	3⅞⅙	94	31⅜⅙	811	23½	597	16¼	412	9⅞⅙	252	10	254	61	28	84	38
6	150	37	940	10	254	5	127	43⅜⅙	1097	33¾	857	19⅞⅙	500	13⅜⅙	332	10½	267	117	53	157	71
8	200	43½	1105	12¼	311	6½	165	51⅜⅙	1297	40⅝	1032	23⅜⅙	592	15⅞⅙	399	14¾⅙	361	261	118	337	153

Noryl® is a registered trademark of SABIC Innovative Plastics™.

Dimensions — Weight continued



757QT

SIZE (DN)		DIMENSIONS				WEIGHT																	
		A		C		D		G		H		I		J		P		P1		QT		QTN	
in.	mm	in.	mm	in.	mm	in.	mm	in.	mm	in.	mm	in.	mm	in.	mm	in.	mm	in.	mm	lbs.	kgs.	lbs.	kgs.
2½	65	27¼	692	4⅞	124	6⅞	175	30¼	768	24½	622	16⅞	407	11⅝	289	11⅝	287	11⅞	287	40	18	50	23
3	80	28¼	718	4⅞	124	6⅞	175	30¼	768	24½	622	16⅞	420	11⅝	289	11⅞	287	11⅞	287	50	23	60	27
4	100	31½	800	4⅞	124	6⅞	175	30¼	768	24½	622	18⅞	465	11⅝	289	11⅞	287	11⅞	287	70	32	80	36