

For Health Hazard Applications

1-800-336-6530

Water Specialties Company

WATTS®
REGULATOR

LEAD FREE*

Series SS009 Stainless Steel Reduced Pressure Zone Assemblies


Sizes: 1/4" – 1" (8 – 25mm)

Series SS009QT Stainless Steel Reduced Pressure Zone Assemblies provide protection of the potable water supply in accordance with national plumbing codes and water authority requirements. Series SS009 can be used in a variety of health hazard installations whenever the downstream liquid is of a composition which may damage bronze material or it is desirable to eliminate trace elements of lead and copper. Typical applications are: Industrial or plant use, medical/diagnostic equipment, reverse osmosis systems, carbonated beverage machines, breweries/distillers, paper and pulp industry, chemical plants and aggressive atmospheres. The SS009 series features two in-line independent check valves, captured springs, replaceable check seats, corrosion resistant internal parts and a hydraulically operated differential pressure relief valve. All sizes are constructed with NPT body connections and are standardly furnished with vandal resistant EZ-TC Test Cocks. Series SS009QT's are furnished with 316 Stainless Steel, full port, investment cast, quarter turn ball valve shutoffs with 304 Stainless Steel tee handles.

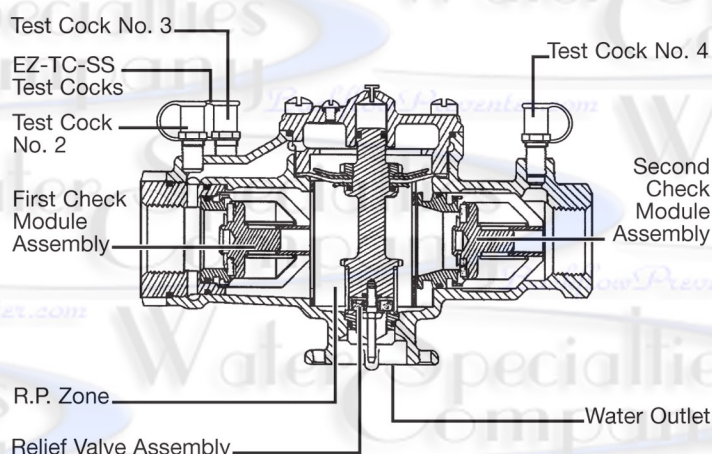
Features

- Investment Cast 316 Stainless Steel Assembly for corrosion resistance
- All wetted valve components — test cocks, ball valve shutoffs, pipe nipples, body and cover, check modules and relief valve assembly are made from "Lead Free" Stainless Steel or Plastic construction
- Bolted on, top entry single access cover for ease of maintenance
- Modular check construction featuring nonreversible checks with captured springs for simplified servicing
- Top mounted vandal resistant EZ-TC test cocks provide easy access for testing
- Stainless Steel EZ-TC test cocks include dust covers to protect the threads from dirt, dust and insects
- EZ-TC Test cocks eliminate the need for tools and test fittings
- True line sized check modules open further allowing dirt and debris to pass freely through the valve reducing fouling problems
- Check and Relief Valve Seats are replaceable without the use of special tools
- Internal relief valve for right and left hand installations

*The wetted surface of this product contacted by consumable water contains less than one quarter of one percent (0.25%) of lead by weight.



SS009QT



Specifications

A reduced pressure zone assembly shall be installed at each noted potential health hazard location to prevent backflow due to backsiphonage and/or backpressure. The assembly shall consist of an internal pressure differential relief valve located in a zone between two independently operating positive seating check modules with captured springs and silicone seat discs. Seats and seat discs shall be replaceable in both check modules and the relief valve, without the use of special tools. There shall be no threads or screws, in the waterway, exposed to line fluids. Service of all internal components shall be through a single access cover secured with stainless steel bolts. The assembly shall include two resilient seated isolation valves, four top mounted vandal resistant test cocks with dust covers, a protective stainless steel wye strainer with a 20 mesh screen and an air gap fitting. The assembly shall consist of an investment cast 316 Stainless Steel body and cover with Series 300 Stainless Steel test cocks, 316 Stainless Steel Ball Valve Shutoffs with PTFE Seat blowout proof 304 Stainless Steel Stems, and 304 Stainless Steel Tee Handles. The assembly shall meet the requirements of ASSE Standard 1013, AWWA Standard C511. Assembly shall be a Watts Regulator Company Series SS009QT.

Available Models

Suffix:

QT – quarter-turn ball valves

S – stainless steel strainer

Note: The installation of a drain line is recommended. When installing a drain line, an air gap is necessary (see ES-AG/EL/TC).

Materials

Body: 316 stainless steel

Disc and Relief Valve: Silicone rubber

Check Seats: Replaceable polymer

Relief Valve Seat: Stainless steel

Cover Bolts: Stainless steel

Pressure – Temperature

Temperature Range: 33°F – 180°F (0.5°C – 82°C) continuous

Maximum Working Pressure: 175psi (12.1 bar)

Standards

USC Manual 9th Edition

AWWA C511-92



Approvals


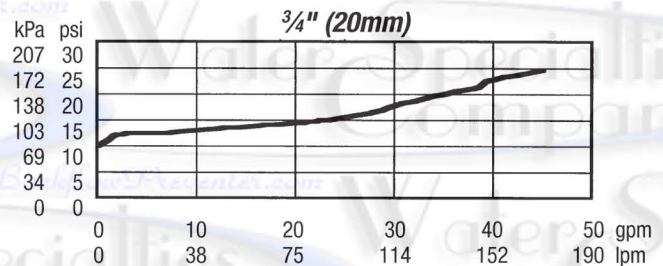

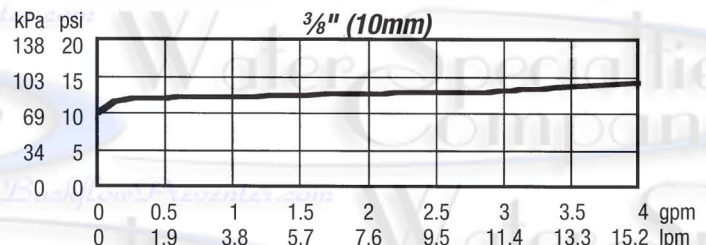
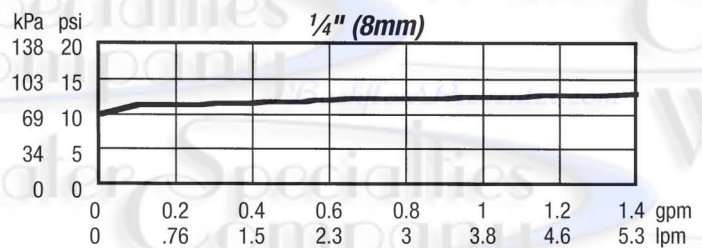
ASSE, AWWA, USC

CSA – 1/2" and 3/4" horizontal

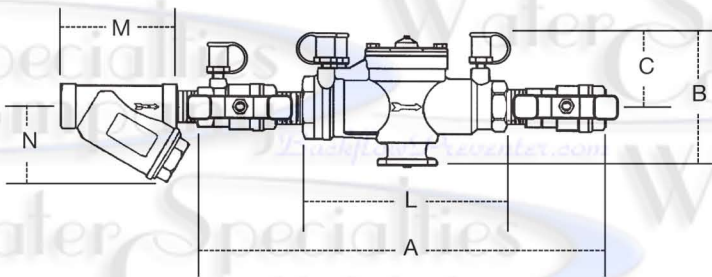
Capacity

Performance as established by an independent testing laboratory.

*Typical maximum system flow rate (7.5 feet/sec.)



IMPORTANT: INQUIRE WITH GOVERNING AUTHORITIES FOR LOCAL INSTALLATION REQUIREMENTS



Dimensions – Weight

MODEL	SIZE (DN)		DIMENSIONS (approx.)												WEIGHT			
			A		B		C		L		M		N		Width			
	in.	mm	in.	mm	in.	mm	in.	mm	in.	mm	in.	mm	in.	mm	in.	mm	lbs.	kgs.
SS009M3QT	¼, ⅜, ½	8, 10, 15	10	250	4⅝	117	3⅝	86	5½	140	—	—	—	—	5	127	4.50	2.0
SS009M3QT	¾	20	10¾	273	5	127	3½	89	6¾	171	—	—	—	—	6¼	159	5.75	2.6
SS009QT	1	25	16¾	425	5½	140	3	76	9½	241	—	—	—	—	8¼	210	12.25	5.6
SS009M3QT-S	¼, ⅜, ½	8, 10, 15	10	250	6	150	3⅝	86	5½	140	3⅜	97	2⅝	67	5	127	7.25	3.3
SS009M3QT-S	¾	20	10¾	273	6¼	159	3½	89	6¾	171	4⅜	111	3⅜	81	6¼	159	9.25	4.2
SS009QT-S	1	25	16¾	425	7¼	197	3	76	9½	241	5⅜	132	3¾	95	8¼	210	17.00	7.7



A Watts Water Technologies Company



**ISO 9001-2000
CERTIFIED**

USA: 815 Chestnut St., No. Andover, MA 01845-6098; www.watts.com

Canada: 5435 North Service Rd., Burlington, ONT. L7L 5H7; www.wattscanada.ca